

Dean of Students Report

February 4, 2014

By: Jeff Gordon

Referral Process:

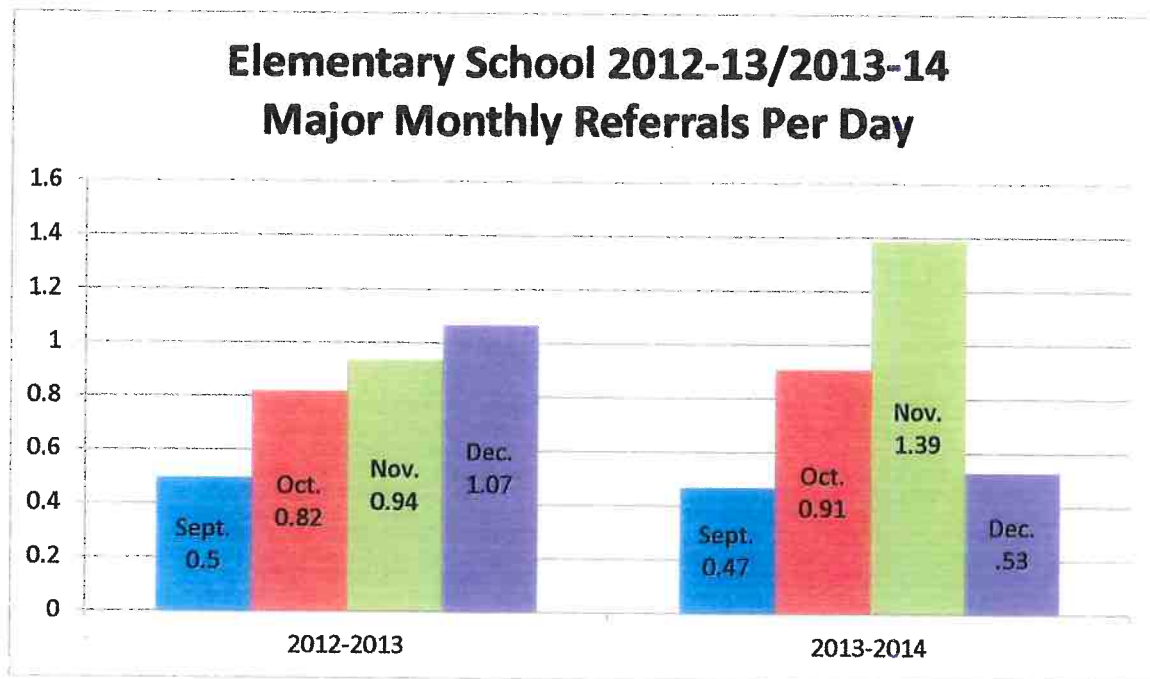
The PBIS teams of coaches, coordinator and committee have been working hard to identify trends from data collected through the school discipline referral process. The referrals have provided us with trends that allow grade level teams the ability to review and work on problem areas. Teachers are able to plan according for individual students who have problems in their classroom and throughout the school environment. This has been very effective with positive results.

The data summaries show comparisons from the previous year with trends and analysis. The information is provided to staff to review and analyze with their perspective grade level teams. The summaries tell a story or snapshot on how well our students are behaving and if were making the gains and improvements we strive to accomplish.

Handouts: Elementary, Middle School & High School

The grade level summaries are updated weekly and provided for our parents if needed. Please review and contact me our administration if you have any questions regarding the material.

- Handouts produced by Janine Johanik, PBIS Corridinator, distributed to the grade level teams by Mark Oneill & Melissa Giesregen, PBIS Coaches.
- PBIS Committee: Annie Sullivan, Lonnie Cameron, Lois Hulse, Karen Grieve, Linda Basina, Lorie Erickson. Nancy Larson, Alan Rogers. Trent Hanson, Dan Clark.
- Technology video assistance by Dave Doering and students.

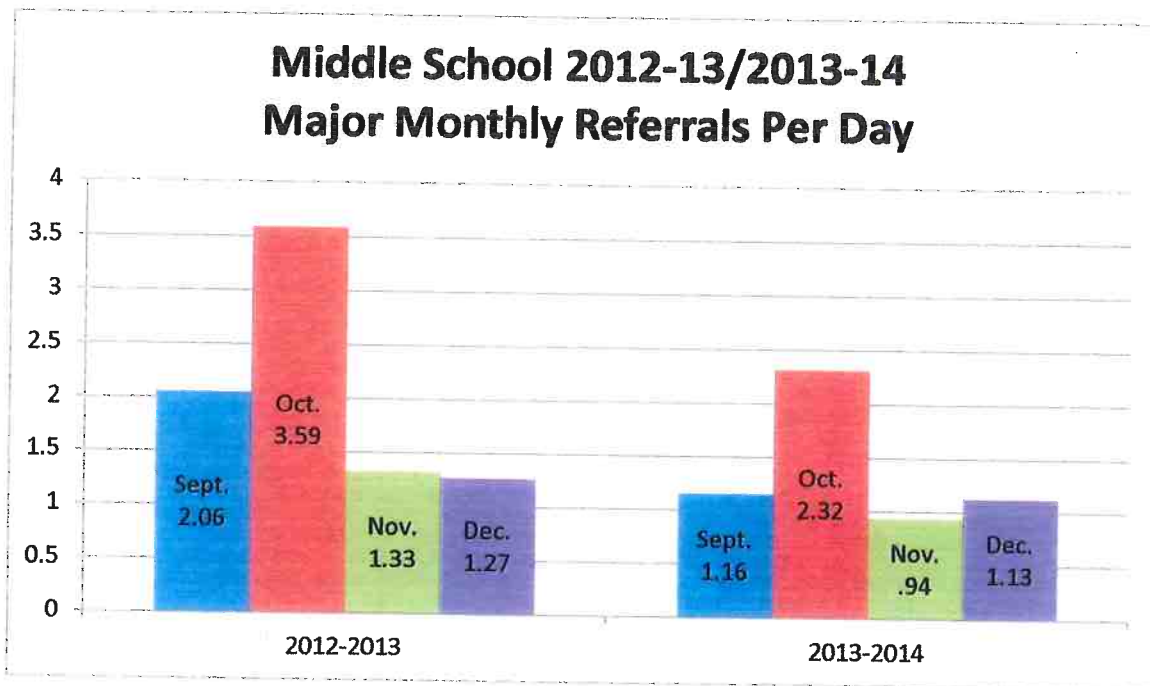


*Note: Receiving and managing referrals is an ongoing process, therefore this data is frequently updated after it has been entered into the SWIS program for the 2013-2014 school year.

Trends and Analysis:

Elementary School:

- Average major referrals for the month of September are the same as the previous year. A total of 9 referrals were recorded in both the 2012-13 and 2013-14 school years.
- Average major referrals for the month of October are slightly above the previous year. A total of 18 referrals were recorded in 2012-13 vs. 20 referrals for 2013-14.
- Average major referrals for the month of November are more than the previous year. A total of 17 referrals were recorded in 2012-13 vs. 25 referrals for 2013-14.
- Average major referrals for the month of December are less than the previous year. A total of 16 referrals were recorded in 2012-13 vs. 8 referrals for 2013-14.
- Problem behaviors include: Physical Aggression (18), Defiance (12), Bullying (8)
- Location(s) for referrals: Classroom (20), Playground (13), Cafeteria (8)
- Time of most frequent referrals: 10:00 a.m. (Classroom), 11:30-11:45 (Cafeteria/Playground), 3:30 p.m. (Bus)
- Day(s) of the week, most frequent: Friday (17), Tuesday (15)
- Referrals by grade: 5th (29), 4th (15), 1st (11)

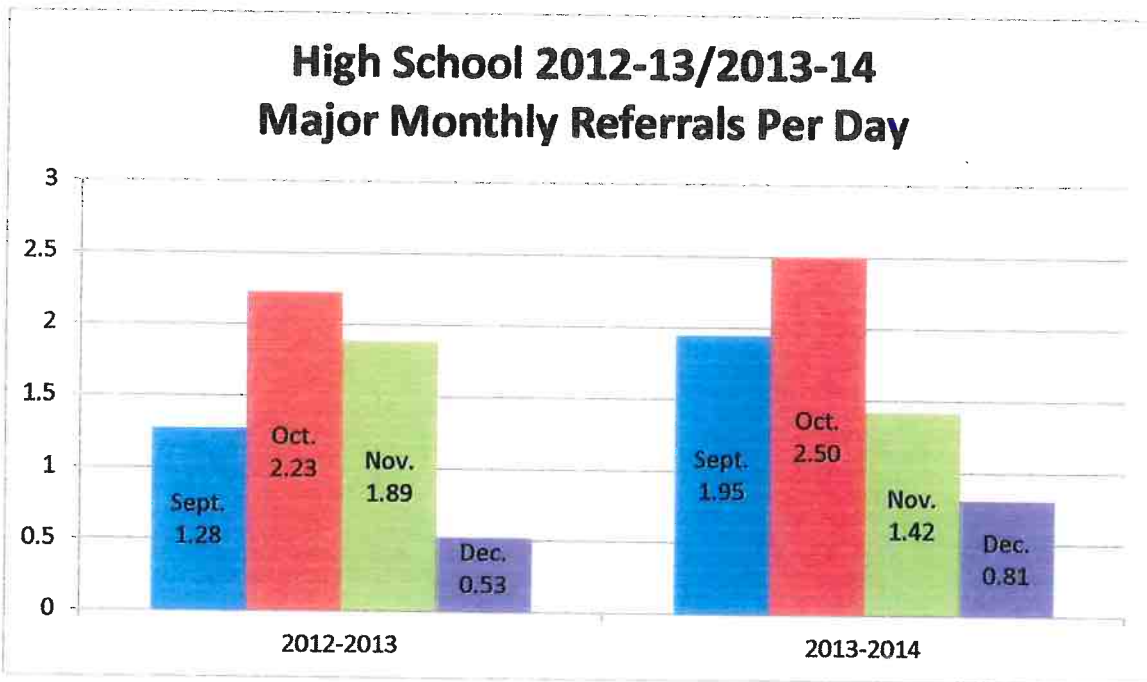


*Note: Receiving and managing referrals is an ongoing process, therefore this data is frequently updated after it has been entered into the SWIS program for the 2013-2014 school year.

Trends and Analysis:

Middle School:

- Average major referrals for the month of September are less than the previous year. A total of **37** referrals were recorded in 2012-13 vs. **22** referrals for 2013-14.
- Average major referrals for the month of October are less than the previous year. A total of **79** referrals were recorded in 2012-13 vs. **50** referrals for 2013-14.
- Average major referrals for the month of November are less than the previous year. A total of **24** referrals were recorded in 2012-13 vs. **17** referrals for 2013-14.
- Average major referrals for the month of December are slightly less than the previous year. A total of **19** referrals were recorded in 2012-13 vs. **17** referrals for 2013-14.
- Problem behaviors include: Defiance (36), Disruption (18), Physical Aggression (14), Out of Bounds (12)
- Location(s) for referrals: Classroom (75), Gym (10), Hallway (8)
- Time of most frequent referrals: 8:15 a.m., 1:30 p.m. and 2:00 p.m. (Classroom), 11:00 a.m. and 11:15 a.m. (Cafeteria/Playground)
- Day(s) of the week, most frequent: Wednesday (31), Thursday (22), Tuesday (20)
- Referrals by grade: 8th (66), 7th (24), 6th (19)



*Note: Receiving and managing referrals is an ongoing process, therefore this data is frequently updated after it has been entered into the SWIS program for the 2013-2014 school year.

Trends and Analysis:

High School:

- Average major referrals for the month of September are slightly above the previous year. A total of 23 referrals were recorded in 2012-13 vs. 37 referrals for 2013-14.
- Average major referrals for the month of October are slightly above the previous year. A total of 49 referrals were recorded in 2012-13 vs. 55 referrals for 2013-14.
- Average major referrals for the month of November are less than the previous year. A total of 34 referrals were recorded in 2012-13 vs. 27 referrals for 2013-14.
- Average major referrals for the month of December are slightly above the previous year. A total of 8 referrals were recorded in 2012-13 vs. 13 referrals for 2013-14.
- Problem behaviors include: Out of Bounds (46), Defiance (31), Abusive Language (13)
- Location(s) for referrals: Classroom (85), Hallway (32)
- Time of most frequent referrals: 10:00 a.m. (Classroom & Hallway), 1:15 p.m. (After Lunch)
- Day(s) of the week, most frequent: Monday (36), Thursday (29), Wednesday (28)
- Referrals by grade: 9th (56), 10th (29), 11th (26), 12th (26)