

Jeff Gordon
Dean of Students
Report to the Board
June, 2015

PBIS Committee Meetings:

The PBIS Tier 1 school wide team held an end of the year round-up meeting. Items discussed were summaries of various events and accomplishments of the school year. Planning has begun for the next school year through the action planning and goals set forth by the team.

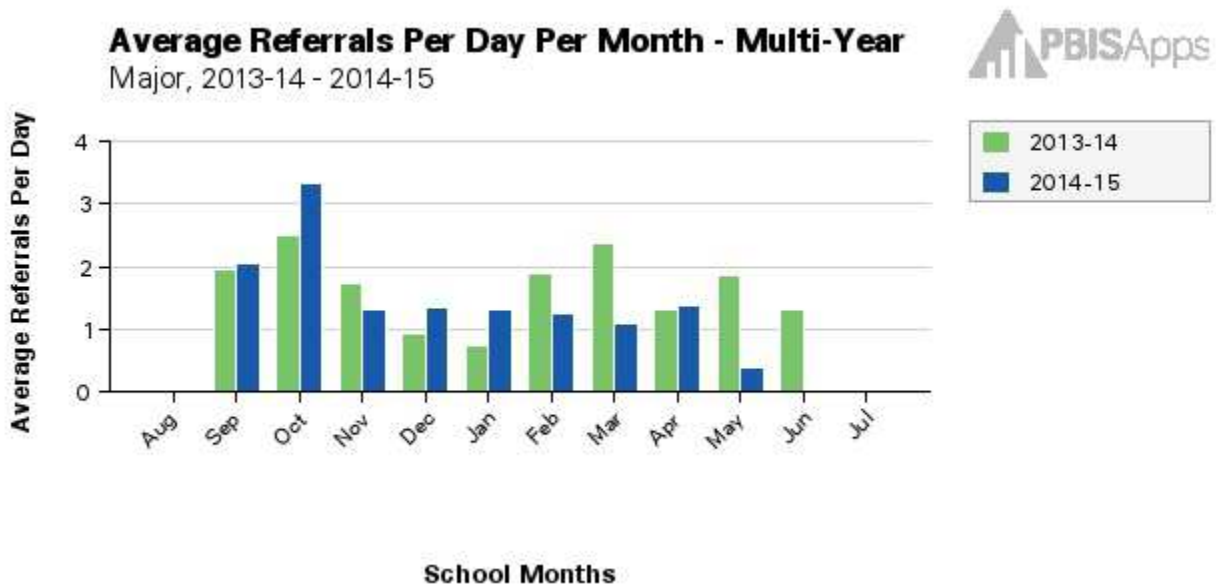
PBIS Tier 2 school wide team discussed the end of the year results of the “Check-in and Check-out” program. Questions and answers were provided regarding the strengths and weaknesses of the program and items for the upcoming fall school year. The program was considered successful with new goals and ideas set forth by the team. We look forward implementing the program in the fall.

The PBIS program encourages our staff to build on relationships with our students and parents in support of good communication throughout the process. A discipline referral form is a process to encourage the necessary feedback provided to the students and parents to correct or teach proper behaviors in the school building.

PBIS Referrals: Multi-year numbers below.

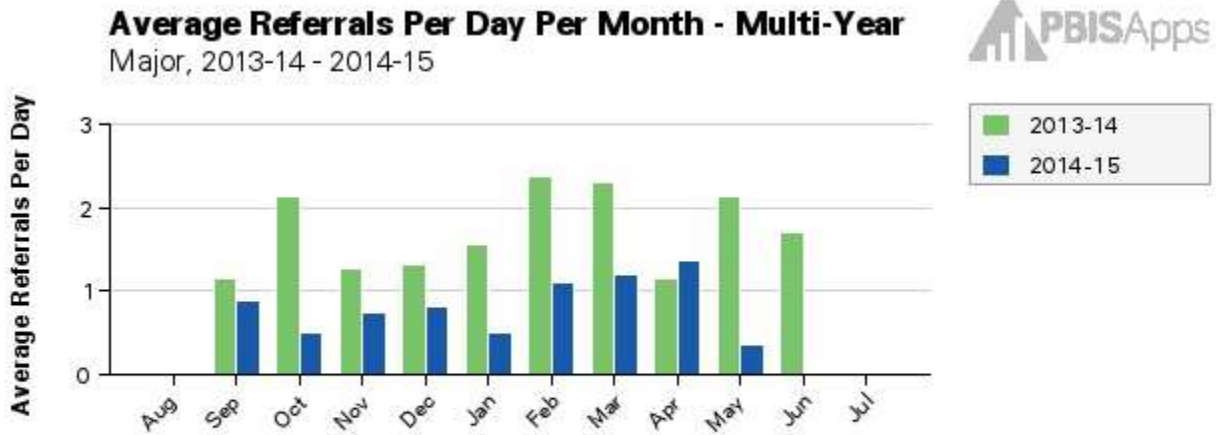
Note: The High School has decreased the major discipline referrals from the previous year. Great Job!

High School total Major referrals – 2013-2014 (294) vs. 2014-2015 (265)



Note: The Middle School has decreased the major discipline referrals from the previous year. Great Job!

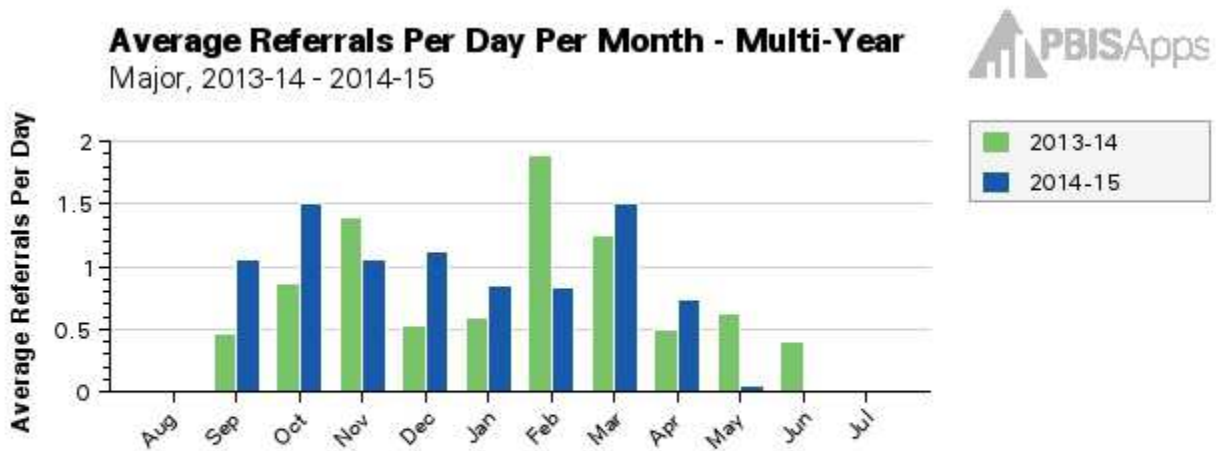
Middle School total Major referrals – 2013-2014 (**293**) vs. 2014-2015 (**144**)



School Months

Note: The Elementary School has increased the major discipline referrals from the previous year. This established more parent meetings and student/teacher interactions....nice job!

Elementary School total Major referrals – 2013-2014 (**152**) vs. 2014-2015 (**169**)



School Months

2014-15 Yearly Attendance Report (September – May)

Elementary: LaPointe School	September - May	2013-14 (91.64) 2013-14 (95.15)	2014-15 (90.84) 2014-15 (94.14))
Middle School:	September - May	2013-14 (92.01))	2014-15 (92.81)
High School:	September - May	2013-14 (87.00)	2014-15 (90.59)
K-12 th grades overall attendance:		2013-14 (90.36)	2014-15 (91.27)