

Scott Stralka  
Principal K-12  
School District of Bayfield  
Report to the Board  
June, 2013

May term thematic unit was planned for the week of May 6-10. Staff did an excellent job of organizing and developing activities for this thematic unit.

May 2 – 3: Darryl Penner, Karen DePerry, Melissa Giesregen, and Alan Rogers traveled to Green Lake, WI Wednesday afternoon for a math conference. On Thursday, they all attended sessions pertaining to their teaching level.

May 14: Title I Spring Planning Meeting was held from 8:00 a.m. - 9:30 a.m. in the LRC. Maija A. from CESA 12 and Angela Botka facilitated this meeting.

May 28: We celebrated our high school scholarship and awards night. Total local and full tuition for our scholarships was \$393,600.

June 17: Summer School programs begin for K-12. New this year is the summer food service program will provide students with free breakfast and lunch in the school cafeteria. Completed registration forms will be collected in the elementary and/or middle/high school office by Wednesday, June 12, 2013

Student Handbooks:

Elementary and Middle/High School 13/14 student handbooks were updated for review. Please see attached

PBIS K-12 Major and Minor Referrals: Attached is data indicating the totals for office major and minor referrals for the 12/13 school year for elementary, middle and high school. We will continue to implement our “Strive for Five” school wide expectations K-12 as we move into providing Tier II and Tier III interventions. Please see attached data.

Elementary Trends 12/13 School Year:

Office managed referrals: 126 total referrals. 35% of the referrals were for defiance and 25% were for physical aggression. 46% of the referrals occurred in the classroom and 14% on the playground. The frequency for most of the referrals occurred at 8:00a.m., 9:30 – 10:30 a.m and 2:30 p.m.

Staff managed referrals: 135 total referrals. 43% of the referrals were for disrespect, 19% for physical aggression. 44% of the referrals occurred in the classroom and 16 % occurred on the playground. The frequency for most of the referrals occurred between 7:30 – 8:15 a.m. and between 12:00 – 1:30 p.m

### Middle School Trends 12/13 School Year:

Office managed referrals: 326 total referrals. 26% of the referrals were for defiance 16% for disruption and 15% for out of bounds. 64 % of the referrals occurred in the classroom 18% in the hallway. The frequency for these referrals was 10:00a.m. 11:00-11:30a.m and 1:00 – 2:30 p.m.

Staff managed referrals: 856 total referrals. 81 % of the referrals were for tardies and 9% for defiance and inappropriate language. 92% of the referrals occurred for tardy to classroom. The frequency for these referrals occurred at 8:15 a.m.

### High School Trends 12/13 School Year:

Office managed referrals: 278 total referrals. 45% of the referrals were for out of bounds and 21% where for defiance. 43% of the referrals occurred in the classroom and 31% where in the hallway. The frequency of the referrals was 1:00 p.m. and 2:30 – 3:20 p.m.

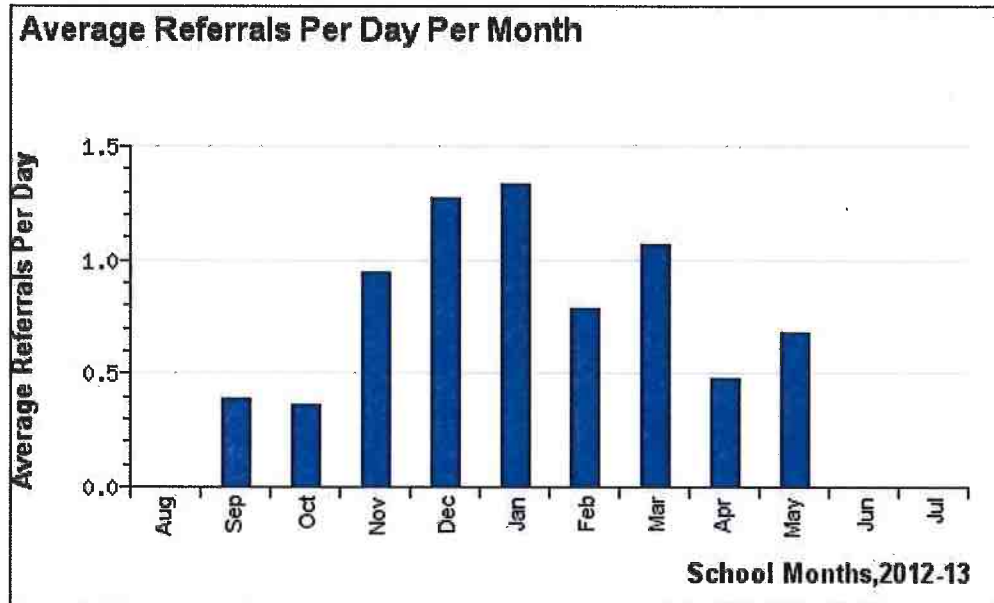
Staff managed referrals: 2407 total referrals. 97 % of the referrals were for tardies in the classroom. The frequency of these referrals occurred at 8:15 a.m.



**Average Referrals Per Day Per Month**

**Bayfield Elementary School**

Generated: 06/05/2013, 11:21:59 AM  
 Minors Only  
 2012-13



Days: 176

Referrals: 135

**Average Referrals Per Day Per Month**

| Year          | Month | Days Count | Referral Count | Avg Referrals |
|---------------|-------|------------|----------------|---------------|
| 2012          | Aug   | 0          | 0              | 0.00          |
| 2012          | Sep   | 18         | 7              | 0.39          |
| 2012          | Oct   | 22         | 8              | 0.36          |
| 2012          | Nov   | 18         | 17             | 0.94          |
| 2012          | Dec   | 15         | 19             | 1.27          |
| 2013          | Jan   | 21         | 28             | 1.33          |
| 2013          | Feb   | 19         | 15             | 0.79          |
| 2013          | Mar   | 15         | 16             | 1.07          |
| 2013          | Apr   | 21         | 10             | 0.48          |
| 2013          | May   | 22         | 15             | 0.68          |
| 2013          | Jun   | 5          | 0              | 0.00          |
| 2013          | Jul   | 0          | 0              | 0.00          |
| <b>Totals</b> |       | <b>176</b> | <b>135</b>     |               |

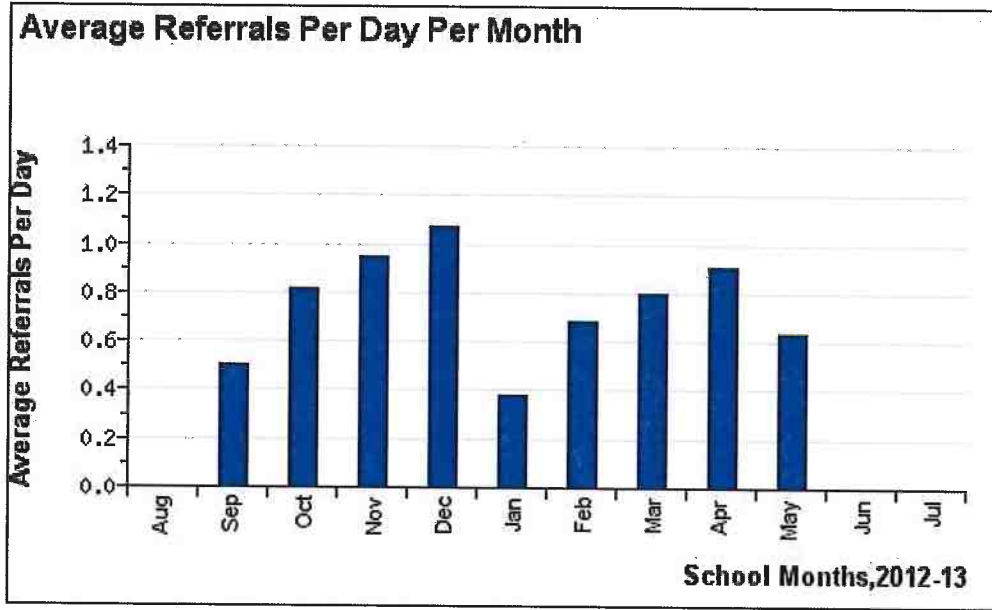
SWIS v4.5.217 Copyright ©2013 May, Ard, Todd, Homer, Glasgow, Sugai, & Sprague  
 APA Citation: May, S., Ard, W., Todd, A., Horner, R., Glasgow, A., Sugai, G. & Sprague, J. (2010). School-wide Information System v4.5.217.  
 University of Oregon, Eugene, Oregon. [www.swis.org](http://www.swis.org)



**Average Referrals Per Day Per Month**

**Bayfield Elementary School**

Generated: 06/05/2013, 11:24:23 AM  
Office Discipline Referrals (no minors)  
2012-13



Days: 176

Referrals: 126

**Average Referrals Per Day Per Month**

| Year          | Month | Days Count | Referral Count | Avg Referrals |
|---------------|-------|------------|----------------|---------------|
| 2012          | Aug   | 0          | 0              | 0.00          |
| 2012          | Sep   | 18         | 9              | 0.50          |
| 2012          | Oct   | 22         | 18             | 0.82          |
| 2012          | Nov   | 18         | 17             | 0.94          |
| 2012          | Dec   | 15         | 16             | 1.07          |
| 2013          | Jan   | 21         | 8              | 0.38          |
| 2013          | Feb   | 19         | 13             | 0.68          |
| 2013          | Mar   | 15         | 12             | 0.80          |
| 2013          | Apr   | 21         | 19             | 0.90          |
| 2013          | May   | 22         | 14             | 0.64          |
| 2013          | Jun   | 5          | 0              | 0.00          |
| 2013          | Jul   | 0          | 0              | 0.00          |
| <b>Totals</b> |       | <b>176</b> | <b>126</b>     |               |

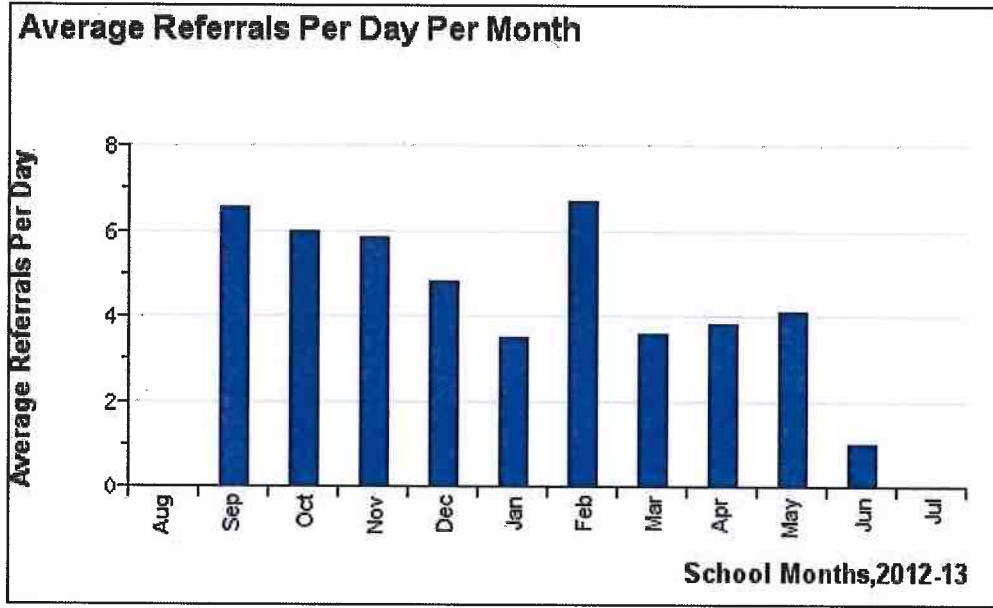
SWIS v4.5.217 Copyright ©2013 May, Ard, Todd, Horner, Glasgow, Sugai, & Sprague  
 APA Citation: May, S., Ard, W., Todd, A., Horner, R., Glasgow, A., Sugai, G. & Sprague, J. (2010). School-wide Information System v4.5.217.  
 University of Oregon, Eugene, Oregon. [www.swis.org](http://www.swis.org)



**Average Referrals Per Day Per Month**

**Bayfield Middle School**

Generated: 06/05/2013, 11:26:17 AM  
 Minors Only  
 2012-13



Days: 176

Referrals: 856

**Average Referrals Per Day Per Month**

| Year          | Month | Days Count | Referral Count | Avg Referrals |
|---------------|-------|------------|----------------|---------------|
| 2012          | Aug   | 0          | 0              | 0.00          |
| 2012          | Sep   | 18         | 118            | 6.56          |
| 2012          | Oct   | 22         | 132            | 6.00          |
| 2012          | Nov   | 18         | 105            | 5.83          |
| 2012          | Dec   | 15         | 72             | 4.80          |
| 2013          | Jan   | 21         | 73             | 3.48          |
| 2013          | Feb   | 19         | 127            | 6.68          |
| 2013          | Mar   | 15         | 54             | 3.60          |
| 2013          | Apr   | 21         | 80             | 3.81          |
| 2013          | May   | 22         | 90             | 4.09          |
| 2013          | Jun   | 5          | 5              | 1.00          |
| 2013          | Jul   | 0          | 0              | 0.00          |
| <b>Totals</b> |       | <b>176</b> | <b>856</b>     |               |

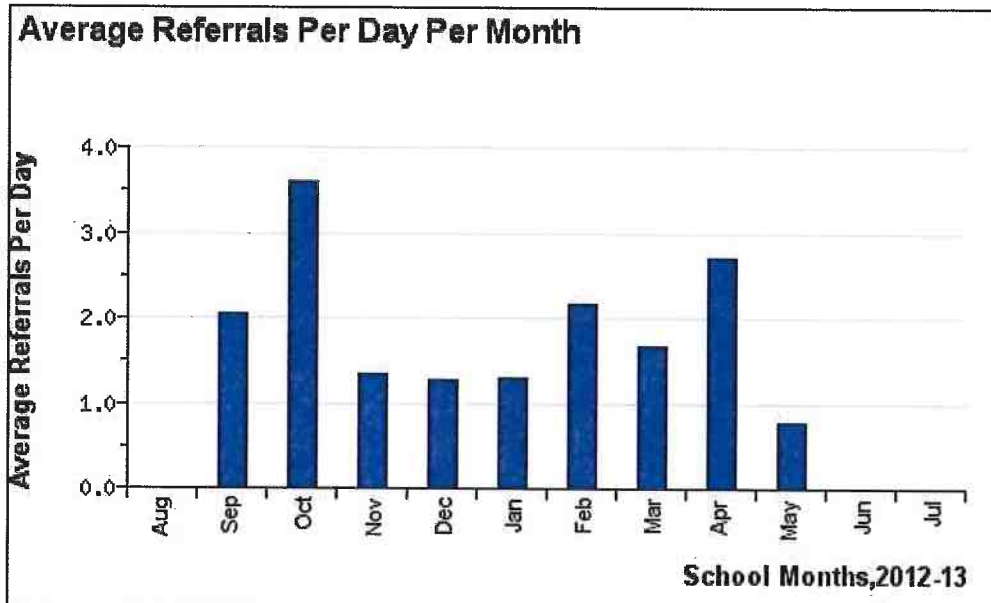
SWIS v4.5.217 Copyright ©2013 May, Ard, Todd, Horner, Glasgow, Sugai, & Sprague  
 APA Citation: May, S., Ard, W., Todd, A., Horner, R., Glasgow, A., Sugai, G. & Sprague, J. (2010). School-wide Information System v4.5.217.  
 University of Oregon, Eugene, Oregon. [www.swis.org](http://www.swis.org)



### Average Referrals Per Day Per Month

Bayfield Middle School

Generated: 06/05/2013, 11:26:34 AM  
Office Discipline Referrals (no minors)  
2012-13



Days: 176

Referrals: 326

### Average Referrals Per Day Per Month

| Year          | Month | Days Count | Referral Count | Avg Referrals |
|---------------|-------|------------|----------------|---------------|
| 2012          | Aug   | 0          | 0              | 0.00          |
| 2012          | Sep   | 18         | 37             | 2.06          |
| 2012          | Oct   | 22         | 79             | 3.59          |
| 2012          | Nov   | 18         | 24             | 1.33          |
| 2012          | Dec   | 15         | 19             | 1.27          |
| 2013          | Jan   | 21         | 27             | 1.29          |
| 2013          | Feb   | 19         | 41             | 2.16          |
| 2013          | Mar   | 15         | 25             | 1.67          |
| 2013          | Apr   | 21         | 57             | 2.71          |
| 2013          | May   | 22         | 17             | 0.77          |
| 2013          | Jun   | 5          | 0              | 0.00          |
| 2013          | Jul   | 0          | 0              | 0.00          |
| <b>Totals</b> |       | <b>176</b> | <b>326</b>     |               |

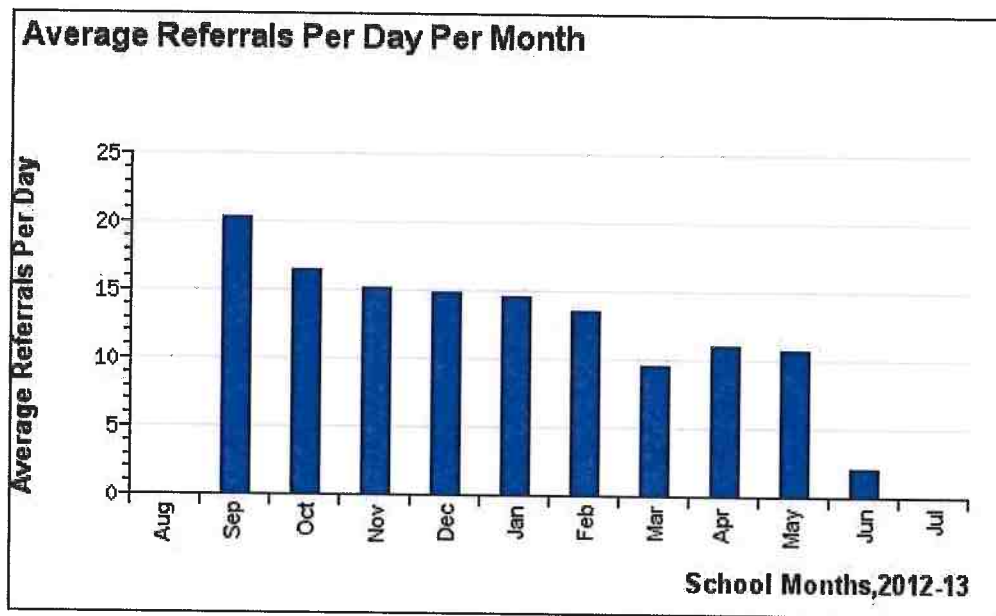
SWIS v4.5.217 Copyright ©2013 May, Ard, Todd, Horner, Glasgow, Sugai, & Sprague  
 APA Citation: May, S., Ard, W., Todd, A., Horner, R., Glasgow, A., Sugai, G. & Sprague, J. (2010). School-wide Information System v4.5.217.  
 University of Oregon, Eugene, Oregon. [www.swis.org](http://www.swis.org)



# Average Referrals Per Day Per Month

Bayfield High School

Generated: 06/05/2013, 11:27:41 AM  
Minors Only  
2012-13



Days: 176

Referrals: 2407

## Average Referrals Per Day Per Month

| Year          | Month | Days Count | Referral Count | Avg Referrals |
|---------------|-------|------------|----------------|---------------|
| 2012          | Aug   | 0          | 0              | 0.00          |
| 2012          | Sep   | 18         | 364            | 20.22         |
| 2012          | Oct   | 22         | 361            | 16.41         |
| 2012          | Nov   | 18         | 273            | 15.17         |
| 2012          | Dec   | 15         | 222            | 14.80         |
| 2013          | Jan   | 21         | 307            | 14.62         |
| 2013          | Feb   | 19         | 257            | 13.53         |
| 2013          | Mar   | 15         | 144            | 9.60          |
| 2013          | Apr   | 21         | 233            | 11.10         |
| 2013          | May   | 22         | 236            | 10.73         |
| 2013          | Jun   | 5          | 10             | 2.00          |
| 2013          | Jul   | 0          | 0              | 0.00          |
| <b>Totals</b> |       | <b>176</b> | <b>2407</b>    |               |

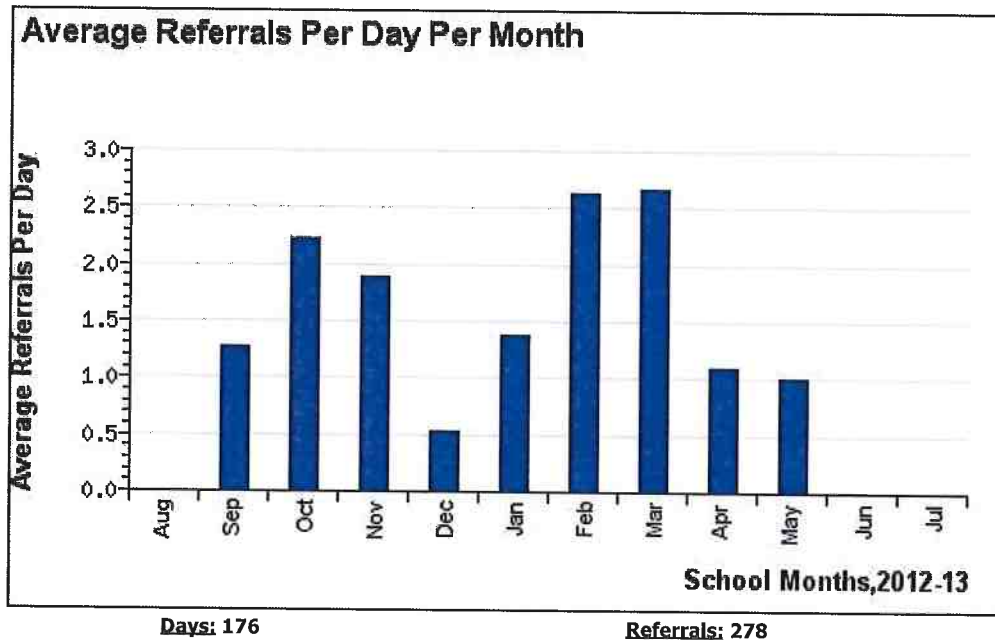
SWIS v4.5.217 Copyright ©2013 May, Ard, Todd, Horner, Glasgow, Sugai, & Sprague  
 APA Citation: May, S., Ard, W., Todd, A., Horner, R., Glasgow, A., Sugai, G. & Sprague, J. (2010). School-wide Information System v4.5.217.  
 University of Oregon, Eugene, Oregon. [www.swis.org](http://www.swis.org)



### Average Referrals Per Day Per Month

Bayfield High School

Generated: 06/05/2013, 11:28:06 AM  
Office Discipline Referrals (no minors)  
2012-13



### Average Referrals Per Day Per Month

| Year          | Month | Days Count | Referral Count | Avg Referrals |
|---------------|-------|------------|----------------|---------------|
| 2012          | Aug   | 0          | 0              | 0.00          |
| 2012          | Sep   | 18         | 23             | 1.28          |
| 2012          | Oct   | 22         | 49             | 2.23          |
| 2012          | Nov   | 18         | 34             | 1.89          |
| 2012          | Dec   | 15         | 8              | 0.53          |
| 2013          | Jan   | 21         | 29             | 1.38          |
| 2013          | Feb   | 19         | 50             | 2.63          |
| 2013          | Mar   | 15         | 40             | 2.67          |
| 2013          | Apr   | 21         | 23             | 1.10          |
| 2013          | May   | 22         | 22             | 1.00          |
| 2013          | Jun   | 5          | 0              | 0.00          |
| 2013          | Jul   | 0          | 0              | 0.00          |
| <b>Totals</b> |       | <b>176</b> | <b>278</b>     |               |

SWIS v4.5.217 Copyright ©2013 May, Ard, Todd, Horner, Glasgow, Sugai, & Sprague  
 APA Citation: May, S., Ard, W., Todd, A., Horner, R., Glasgow, A., Sugai, G. & Sprague, J. (2010). School-wide Information System v4.5.217.  
 University of Oregon, Eugene, Oregon. [www.swis.org](http://www.swis.org)