

Dean of Students Report (6-12 grades)

January 9, 2013

By: Jeff Gordon

The month of December has shown progress in the overall behavior referrals declining from the previous month of November. The PBIS behavioral program has had a positive affect with our staff and students. Students are aware of the school wide behavior expectations that require them to be in class and on time. The tardies have decreased along with the student referrals from teachers and staff members.

The data for the month of December shows our student discipline referrals from teachers and staff have declined in the high school and middle school from October through December. The data indicates that less discipline referrals are going to the office regarding student behavior. It is nice to see the data showing that the school environment is positive and our staff and students are finding ways to work with each other in and out of the classroom.

Attachments: Please see additional information provided.

- High School December **Dean/Principal** managed referrals: Total 110 overall school year with 10 student referrals for December;
- High School December **minor** managed referrals: Total 222 entered referrals with 218 of the 222 for being tardy to class;
- Middle School December **Dean/Principal** managed referrals: Total 176 overall – 15 student referrals for December;
- Middle School December **minor** managed referrals: Total 87 entered referrals with 52 of the 87 for being tardy to class.

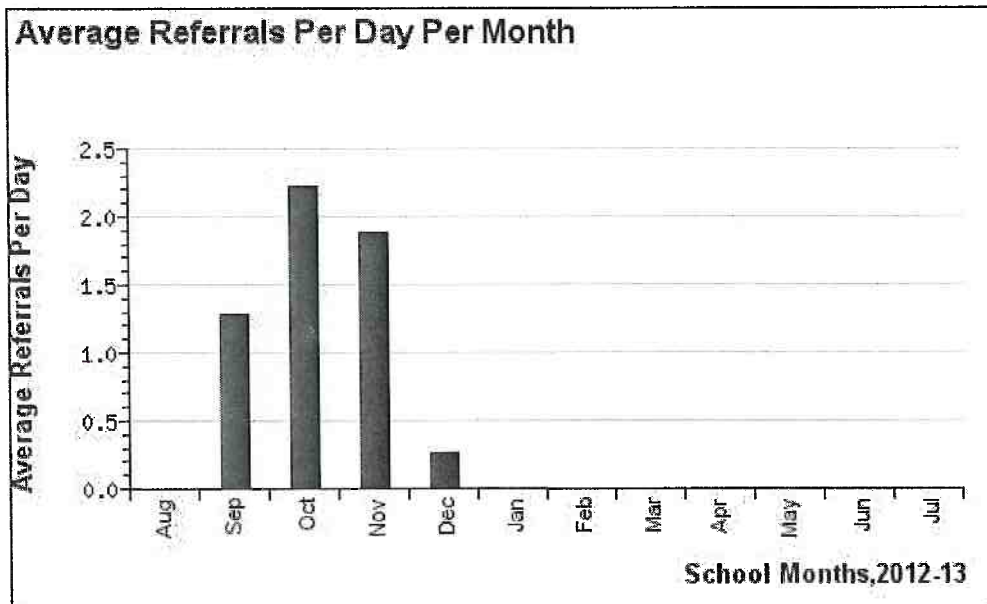


School-wide Information System

Average Referrals Per Day Per Month

Bayfield High School

Generated: 01/08/2013, 12:36:06 PM
Office Discipline Referrals (no minors)
2012-13



Days: 176

Referrals: 110

Average Referrals Per Day Per Month

Year	Month	Days Count	Referral Count	Avg Referrals
2012	Aug	0	0	0.00
2012	Sep	18	23	1.28
2012	Oct	22	49	2.23
2012	Nov	18	34	1.89
2012	Dec	15	4	0.27
2013	Jan	21	0	0.00
2013	Feb	19	0	0.00
2013	Mar	15	0	0.00
2013	Apr	21	0	0.00
2013	May	22	0	0.00
2013	Jun	5	0	0.00
2013	Jul	0	0	0.00
Totals		176	110	

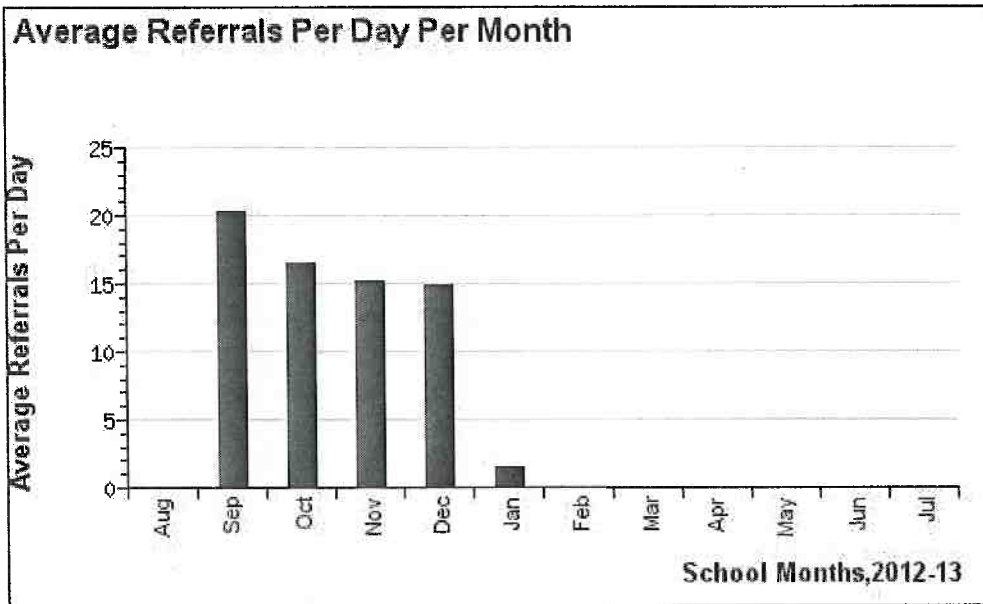
SWIS v4.5.94 Copyright ©2013 May, Ard, Todd, Horner, Glasgow, Sugai, & Sprague
 APA Citation: May, S., Ard, W., Todd, A., Horner, R., Glasgow, A., Sugai, G. & Sprague, J. (2010). School-wide Information System v4.5.94.
 University of Oregon, Eugene, Oregon. www.swis.org



Average Referrals Per Day Per Month

Bayfield High School

**Generated: 01/08/2013, 12:37:09 PM
Minors Only
2012-13**



Days: 176

Referrals: 1250

Average Referrals Per Day Per Month

Year	Month	Days	Count	Referral Count	Avg Referrals
2012	Aug	0		0	0.00
2012	Sep	18		364	20.22
2012	Oct	22		361	16.41
2012	Nov	18		273	15.17
2012	Dec	15		222	14.80
2013	Jan	21		30	1.43
2013	Feb	19		0	0.00
2013	Mar	15		0	0.00
2013	Apr	21		0	0.00
2013	May	22		0	0.00
2013	Jun	5		0	0.00
2013	Jul	0		0	0.00
Totals		176		1250	

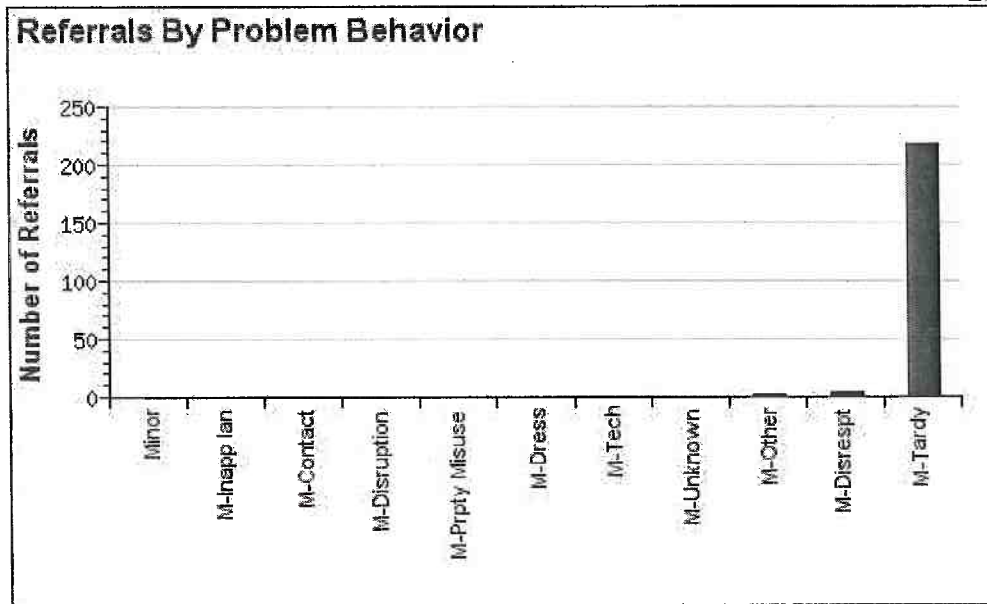
SWIS v4.5.94 Copyright ©2013 May, Ard, Todd, Horner, Glasgow, Sugai, & Sprague
 APA Citation: May, S., Ard, W., Todd, A., Horner, R., Glasgow, A., Sugai, G. & Sprague, J. (2010). School-wide Information System v4.5.94.
 University of Oregon, Eugene, Oregon. www.swis.org



Referrals By Problem Behavior

Bayfield High School

Generated: 01/09/2013, 12:19:19 PM
 Minors Only
 12/03/2012-12/30/2012



Referrals: 222

Problem Behavior	Frequency	Proportion
Minor/ Warning	0	0%
Minor - Inappropriate language	0	0%
Minor - Physical contact/ Physical aggression	0	0%
Minor - Disruption	0	0%
Minor - Property misuse	0	0%
Minor - Dress code violation	0	0%
Minor - Technology violation	0	0%
Minor - Unknown	0	0%
Minor - Other	1	0.45%
Minor - Defiance/ Disrespect/ Non-compliance	3	1.35%
Minor - Tardy	218	98.20%
Totals	222	

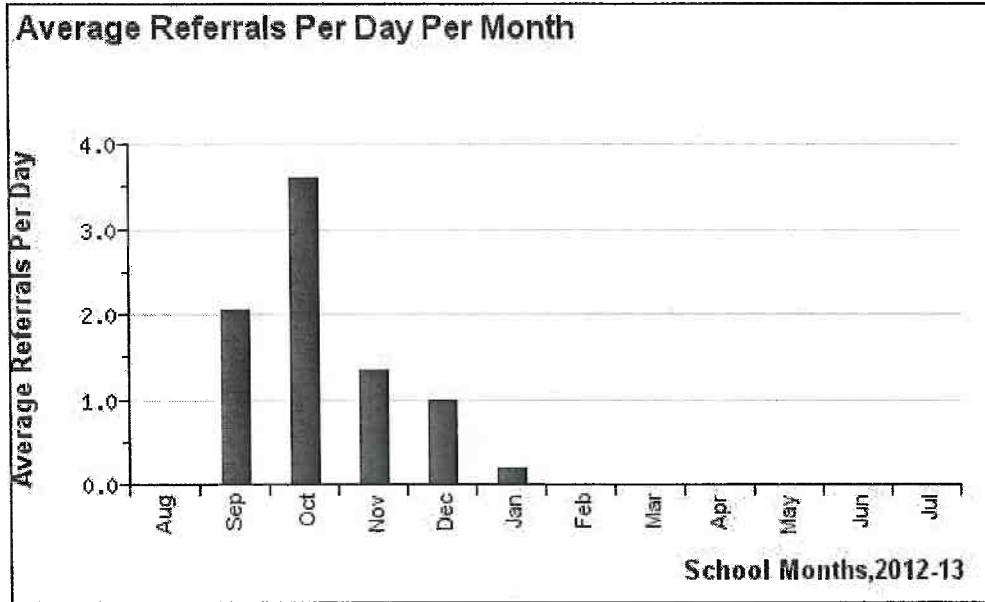
SWIS v4.5.94 Copyright ©2013 May, Ard, Todd, Horner, Glasgow, Sugai, & Sprague www.swis.org
 APA Citation: May, S., Ard, W., Todd, A., Horner, R., Glasgow, A., Sugai, G. & Sprague, J. (2010). School-wide Information System v4.5.94.
 University of Oregon, Eugene, Oregon.



Average Referrals Per Day Per Month

Bayfield Middle School

Generated: 01/08/2013, 2:55:16 PM
Office Discipline Referrals (no minors)
2012-13



Days: 176

Referrals: 159

Average Referrals Per Day Per Month

Year	Month	Days Count	Referral Count	Avg Referrals
2012	Aug	0	0	0.00
2012	Sep	18	37	2.06
2012	Oct	22	79	3.59
2012	Nov	18	24	1.33
2012	Dec	15	15	1.00
2013	Jan	21	4	0.19
2013	Feb	19	0	0.00
2013	Mar	15	0	0.00
2013	Apr	21	0	0.00
2013	May	22	0	0.00
2013	Jun	5	0	0.00
2013	Jul	0	0	0.00
Totals		176	159	

SWIS v4.5.94 Copyright ©2013 May, Ard, Todd, Horner, Glasgow, Sugai, & Sprague
 APA Citation: May, S., Ard, W., Todd, A., Horner, R., Glasgow, A., Sugai, G. & Sprague, J. (2010). School-wide Information System v4.5.94.
 University of Oregon, Eugene, Oregon. www.swis.org

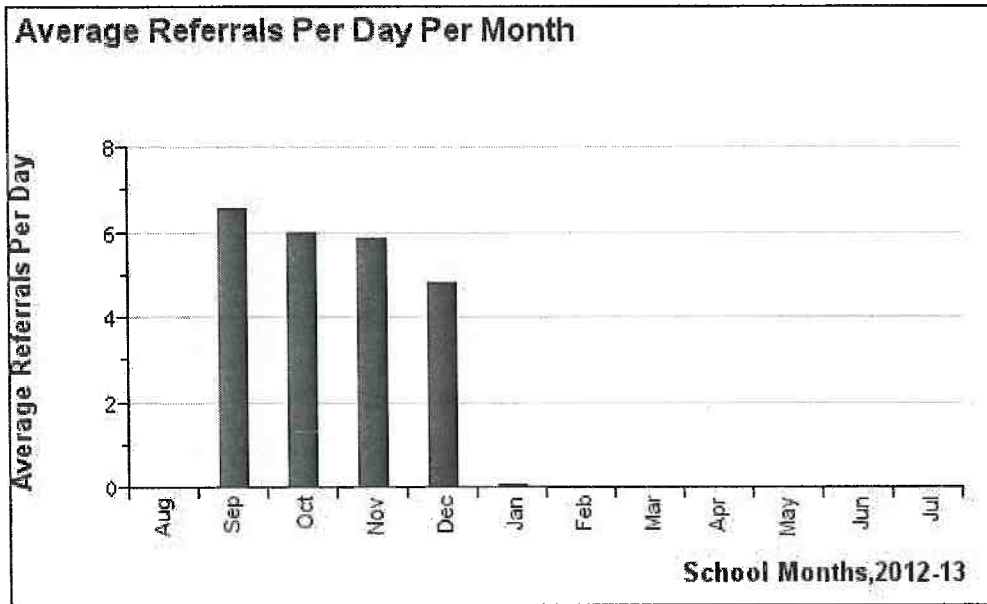


School-wide Information System

Average Referrals Per Day Per Month

Bayfield Middle School

Generated: 01/08/2013, 2:55:35 PM
 Minors Only
 2012-13



Days: 176

Referrals: 428

Average Referrals Per Day Per Month

Year	Month	Days Count	Referral Count	Avg Referrals
2012	Aug	0	0	0.00
2012	Sep	18	118	6.56
2012	Oct	22	132	6.00
2012	Nov	18	105	5.83
2012	Dec	15	72	4.80
2013	Jan	21	1	0.05
2013	Feb	19	0	0.00
2013	Mar	15	0	0.00
2013	Apr	21	0	0.00
2013	May	22	0	0.00
2013	Jun	5	0	0.00
2013	Jul	0	0	0.00
Totals		176	428	

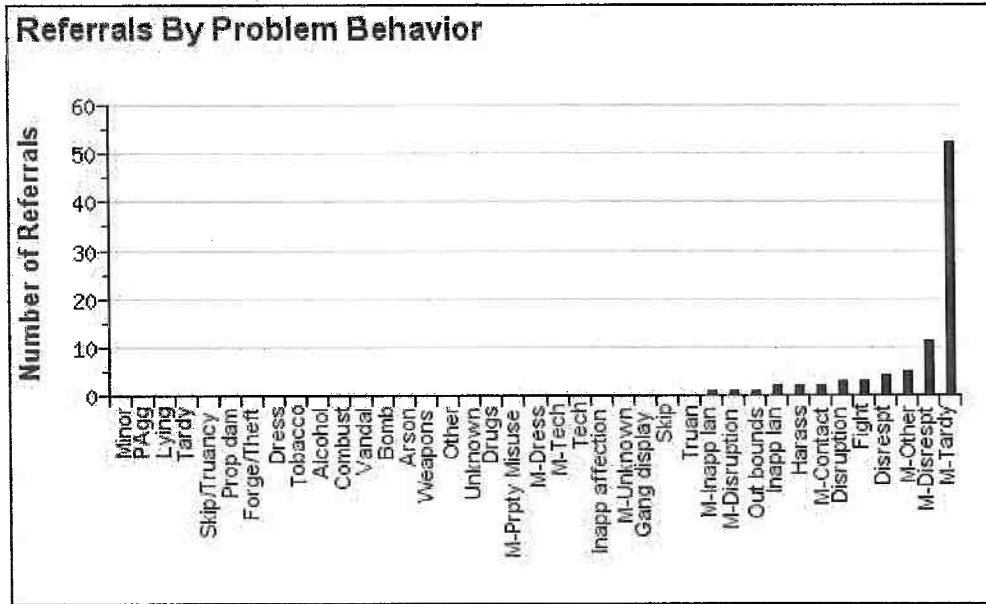
SWIS v4.5.94 Copyright ©2013 May, Ard, Todd, Horner, Glasgow, Sugai, & Sprague
 APA Citation: May, S., Ard, W., Todd, A., Horner, R., Glasgow, A., Sugai, G. & Sprague, J. (2010). School-wide Information System v4.5.94.
 University of Oregon, Eugene, Oregon. www.swis.org



Referrals By Problem Behavior

Bayfield Middle School

Generated: 01/09/2013, 12:03:49 PM
 All Referrals & Minors
 12/03/2012-12/30/2012



Referrals: 87

Problem Behavior	Frequency	Proportion
Minor/ Warning	0	0%
Physical aggression	0	0%
Lying/ Cheating	0	0%
Tardy	0	0%
Skip class/ Truancy	0	0%
Property damage/ Vandalism	0	0%
Forgery/ Theft	0	0%
Dress code violation	0	0%
Use/ Possession of tobacco	0	0%
Use/ Possession of alcohol	0	0%
Use/ Possession of combustibles	0	0%
Vandalism	0	0%
Bomb threat/ False alarm	0	0%
Arson	0	0%
Use/ Possession of weapons	0	0%
Other behavior	0	0%
Unknown behavior	0	0%
Use/Possession of drugs	0	0%
Minor - Property misuse	0	0%
Minor - Dress code violation	0	0%
Minor - Technology violation	0	0%
Technology violation	0	0%
Inappropriate display of affection	0	0%
Minor - Unknown	0	0%
Gang affiliation display	0	0%
Skipping	0	0%

Truancy	0	0%
Minor - Inappropriate language	1	1.15%
Minor - Disruption	1	1.15%
Inappropriate location/ Out of bounds area	1	1.15%
Abusive language/ inappropriate language/ profanity	2	2.30%
Harassment/ Bullying	2	2.30%
Minor - Physical contact/ Physical aggression	2	2.30%
Disruption	3	3.45%
Fighting	3	3.45%
Defiance/ Disrespect/ Insubordination/ Non-compliance	4	4.60%
Minor - Other	5	5.75%
Minor - Defiance/ Disrespect/ Non-compliance	11	12.64%
Minor - Tardy	52	59.77%
Totals	87	

SWIS v4.5.94 Copyright ©2013 May, Ard, Todd, Horner, Glasgow, Sugai, & Sprague www.swis.org
 APA Citation: May, S., Ard, W., Todd, A., Horner, R., Glasgow, A., Sugai, G. & Sprague, J. (2010). School-wide Information System v4.5.94.
 University of Oregon, Eugene, Oregon.