



Agenda Item Details

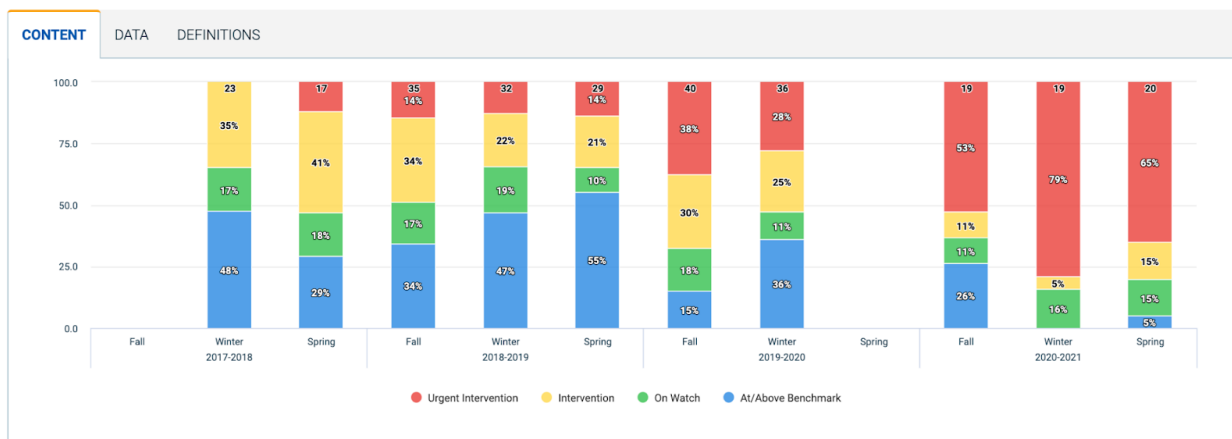
Meeting Jun 21, 2021 - School Board Meeting Agenda - Revised
 Category 4. Administrative Reports
 Subject 4.2 Elementary Report
 Type Reports

Bayfield and LaPointe Elementary Monthly School Board Report
 Submitted by: Mike Peterson
 Date: June 21, 2021

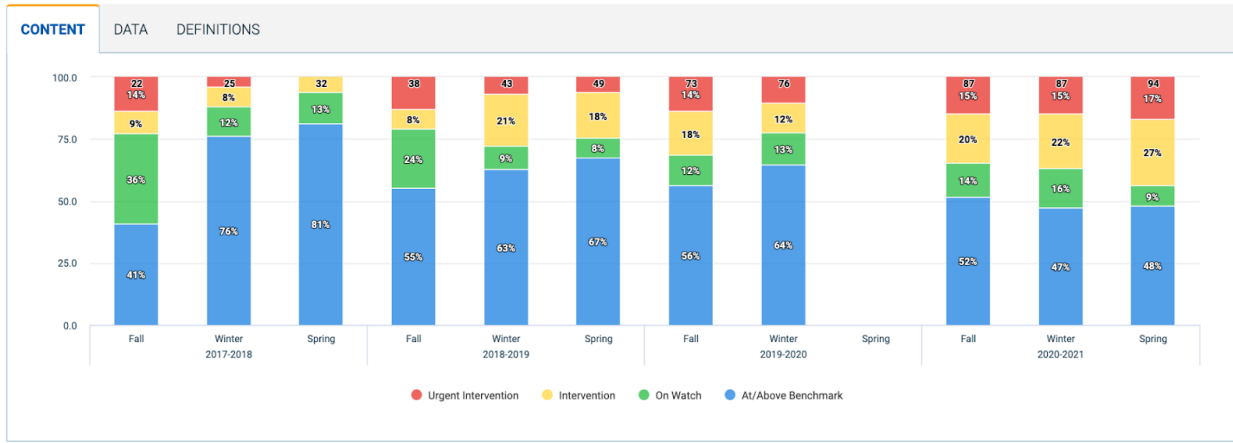
Academic Achievement:

Reflecting on the 20-21 SY, our teachers and students made the best out of difficult circumstances when it came to academic achievement. We had anticipated that our students would experience some delays in learning as we navigated throughout the year with multiple instructional models along with the many other barriers that the pandemic brought. One of the keys to quality instruction is consistency and that was surely difficult to provide this year. As you can see in the data below from LaPointe and Bayfield Elementary schools, some of our students are showing the delays that were forecast. The STAR early literacy data shows a significant delay in learning for our youngest students. This is not surprising at all since these students are at the age where they are “learning to learn” and that proved to be difficult while in the virtual and hybrid models. The STAR data also shows a pretty consistent jump in the number of students who fall into the urgent intervention, intervention, and watch categories compared to years past. Students and teachers worked diligently this year, but some students were just not able to attain the academic skills that are required at their level. The Fountas & Pinnell data also shows significant delays in reading. Looking forward to the 21-22 SY, our staff will be drilling into our data to ensure that each of our students is getting the support they need to move towards the academic benchmark for their age. We are also thankful to the board for understanding that many of our students will need greater support over the next few years to get them back on track. The addition of five co-teachers to the elementary staff to support our students is a step in that direction.

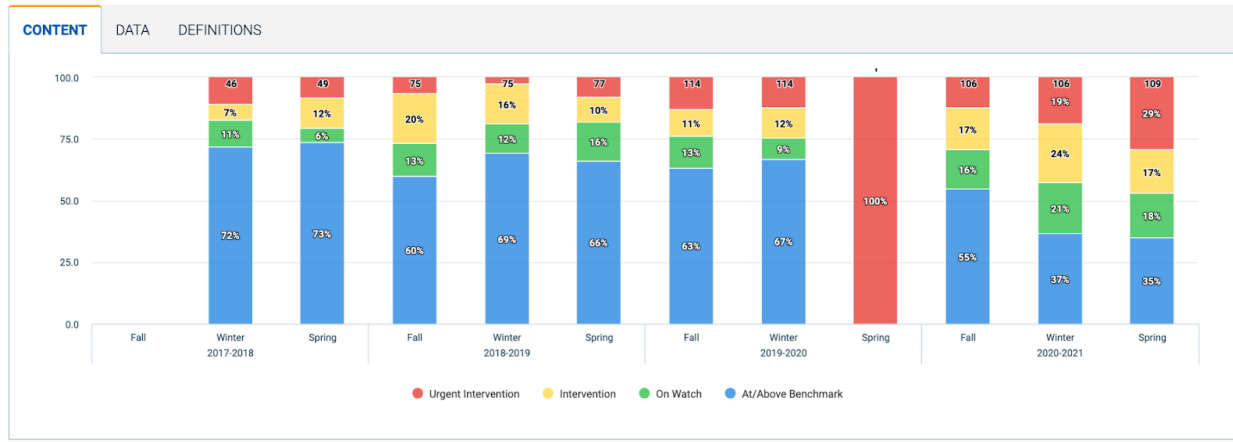
STAR Early Literacy



STAR Reading



STAR Math



**Bayfield and LaPointe Elementary
F & P End of Year Report
2020-2021**

Benchmark Grade Level Fountas & Pinnell Level LaPointe Elementary Bayfield Elementary

	K	A		
	K	B		
Benchmark K	K	C	--	5/25=21%
	1	D		
	1	E		
	1	F		
	1	G		
	1	H		
Benchmark 1	1	I	2/4=50%	5/29=17%
	2	J		
	2	K		
	2	L		
Benchmark 2	2	M	0/1=0%	3/28=11%
	3	N		
	3	O		
Benchmark 3	3	P	--	10/30=33%
	4	Q		
Benchmark 4	4	R	5/5=100%	13/24=54%
	5	S		
	5	T		

5	U		
Benchmark 5	V	0/1=0%	3/21=14%

The Achievement Gap Reduction (AGR) report is also available for review and discussion during June's board meeting.

Supportive Climate:

Reflecting on the 20-21 SY, the School District of Bayfield staff have proven their commitment to supporting our students, families, community, and each other. Their dedication to making this year work for their students and colleagues was impressive. While it was a very taxing year for our educators, and at times morale was low, the staff was resilient, persistent and stayed true to their goals of providing all they could for their students and each other. Looking forward to the 21-22 SY, I would like to build on what we have learned about ourselves as educators and members of the SDB team and continue to strive to provide a work environment where our employees feel valued while valuing others, feel their voice is heard while listening to others, and we are district where the wellbeing of each of our staff members is important. When this happens, teachers are best able to focus on instruction and serving their students, families and the greater community.

Effective Communication:

Reflecting on the 20-21 SY, effective communication was an important part of making the school year successful for students, families and staff at the elementary level. First, our teachers and paraprofessionals strived to communicate and connect with their students while we were virtual and then maintained those connections throughout level 2 (hybrid) and level 4 (all in-person) and this helped all of our students know that the Bayfield staff care about their wellbeing. It was clear that our communication skills were key to providing the best instruction, whether it was virtual or in-person. Secondly, all staff did their best to stay connected with families, helping to solve problems and offering support when needed. We had a number of instructional transitions throughout the year and our staff did a great job communicating the options and information that students and families needed to make them efficiently. The administrative team has focused on improving our communication skills and protocols during the 20-21 SY as well. We understand the importance of having clear lines of communication with all stakeholders. Effective communication proved to be highly important this year as we transitioned from one instruction level to another and was critical in handling the two Covid positive cases that required contact tracing and the eventual quarantine of a number of students at all levels. During the 21-22 SY, we will look for opportunities to improve our communication skills at all levels.

Use of Data & Resources:

Reflecting on the 20-21 SY, the use of data was key to providing instruction to our students and targeting our resources. Teachers used the data from our universal screeners (STAR and Fountas & Pinnell) as a starting point with each student. While this data wasn't always the most accurate due to many factors (virtual testing, test fatigue, and attendance) it was data that the teachers could use to help determine lesson plans and interventions. Teachers relied mostly on the data collected anecdotally working with students and through their classroom assessments which is a more accurate and detailed approach to providing effective instruction. The elementary staff used all the data available to them to make decisions on what standards students had mastered and which ones needed more attention. Moving into the 21-22 SY, analyze the newest data available to us and make the best use of our resources.

Attendance:

Reflecting on the 20-21 SY, attendance at LaPointe Elementary ended with a downward trend at 96.7% for the year. The rate for the last 60 days was 95.1%. The attendance rate at LaPointe Elementary is still in the desired range. Attendance at Bayfield Elementary ended with an upward trend finishing at 91.8% for the year. The last 60 days of school our rate was 93.3%. It is clear that some Bayfield elementary students struggled attending school virtually. During the 21-22 SY, we should see the Bayfield Elementary attendance return to the desired level. This summer we will be working with our community partners to develop a plan to improve attendance for those students who are either truant or chronically absent.

This meeting is a meeting of the Board of Education in public for the purpose of conducting the School District's business and is not to be considered a public community meeting. There is a time for public participation during the meeting as indicated in the agenda.