



## Agenda Item Details

Meeting	Feb 26, 2024 - Regular School Board Meeting
Category	3. Administrative Reports
Subject	3.5 MS/HS Principal Report
Type	Reports

### Student Success:

Sixth grade students are still front runners for having the best 6-12 attendance for four months in a row; they will be having a swim day at the Rec Center on February 28th. However, our Junior Class took January as the class with the least amount of absences. They received their sweet treat reward during their class meeting on February 9th.

### Student & Staff Health and Wellbeing:

Internally, our district is continuing to use Gaggle. Gaggle gives alerts to counselor, principal, and district administrator when an online document flags specific student behavior/words. There were three alert(s) in the month of January. Two of the three alerts were from high school students writing reports on self-harm and abuse. One of the alerts was from a middle school student who used the acronym "KYS" on a gaming site.

Vaping detectors: December had ended with a total of forty-one instances that the air quality in a restroom was compromised due to vaping suspicion. January ended with thirty-five total alerts; numbers going down by 15%. Our Anti-Vape team is analyzing data and will be working more closely with students to offer support in quitting and knowing the dangers.

Referrals: First semester had thirty-four office managed referrals for middle school; those thirty-four referrals involved forty-two students. High school first semester had sixty office managed referrals, with sixty-four students involved.

In January, there were 1,112 Smart Passes issued for students. The average time for a pass was 9.4 minutes.

Staffing needs were shared at previous workshop. Math interviews were held; second round of interviews with a "mock lesson" are in the works.

Planning is underway for ACT, Pre-ACT, and Forward testing. Eighteen juniors will be traveling to a weekend ACT Prep weekend sponsored by Wisconsin DPI and the WEOP program.

### MAP Data

About this chart

This chart shows growth and achievement comparison percentiles across two testing terms.

**Growth** is an inference about how student performance changes across two moments in time. You can use growth percentiles to understand how changes in student scores compare to changes in other US student scores.

**Achievement comparisons** represent student performance at two different moments in time. You can use achievement comparisons to understand how a group of student scores has changed across two testing terms.

Definitions

**Percentile.** Norm-based information about where a student's observed score falls within the range of scores produced by other same-grade US students.

**Median percentile.** The middle percentile value when a group of percentiles are ordered from lowest to highest.

**Distribution.** A representation of the range of scores for a group of students, indicating the number and/or percentages of scores within five percentile levels, or quintiles.

**Quintiles.** Five percentile levels based on NWEA normative data: 1st–20th (red), 21st–40th (orange), 41st–60th (yellow), 61st–80th (green), and greater than 80th (blue).

# Growth and Achievement by Grade

Bayfield High School | Language Usage

Grade ↑	
Grade 9	<p><b>Growth</b> Median and Distribution</p> <p>49th <span style="display: inline-block; width: 39%; background-color: #800000; vertical-align: middle;"></span> 39%</p> <hr/> <p><b>Achievement Fall 2023-2024</b> Median and Distribution</p> <p>56th <span style="display: inline-block; width: 22%; background-color: #800000; vertical-align: middle;"></span> 22% <span style="display: inline-block; width: 13%; background-color: #FF8C00; vertical-align: middle;"></span> 13% <span style="display: inline-block; width: 22%; background-color: #FFD700; vertical-align: middle;"></span> 22% <span style="display: inline-block; width: 35%; background-color: #3CB371; vertical-align: middle;"></span> 35%</p>
Grade 10	<p><b>Growth</b> Median and Distribution</p> <p>48th <span style="display: inline-block; width: 13%; background-color: #800000; vertical-align: middle;"></span> 13% <span style="display: inline-block; width: 22%; background-color: #FF8C00; vertical-align: middle;"></span> 22% <span style="display: inline-block; width: 13%; background-color: #FFD700; vertical-align: middle;"></span></p> <hr/> <p><b>Achievement Fall 2023-2024</b> Median and Distribution</p> <p>64th <span style="display: inline-block; width: 13%; background-color: #800000; vertical-align: middle;"></span> 13% <span style="display: inline-block; width: 4%; background-color: #FF8C00; vertical-align: middle;"></span> 4% <span style="display: inline-block; width: 22%; background-color: #FFD700; vertical-align: middle;"></span> 22% <span style="display: inline-block; width: 35%; background-color: #3CB371; vertical-align: middle;"></span> 35% <span style="display: inline-block; width: 13%; background-color: #000080; vertical-align: middle;"></span></p>
Grade 11	<p><b>Growth</b> Median and Distribution</p> <p>49th <span style="display: inline-block; width: 26%; background-color: #800000; vertical-align: middle;"></span> 26% <span style="display: inline-block; width: 11%; background-color: #FF8C00; vertical-align: middle;"></span> 11% <span style="display: inline-block; width: 13%; background-color: #FFD700; vertical-align: middle;"></span></p> <hr/> <p><b>Achievement Fall 2023-2024</b> Median and Distribution</p> <p>43rd <span style="display: inline-block; width: 11%; background-color: #800000; vertical-align: middle;"></span> 11% <span style="display: inline-block; width: 33%; background-color: #FF8C00; vertical-align: middle;"></span> 33% <span style="display: inline-block; width: 22%; background-color: #FFD700; vertical-align: middle;"></span> 22% <span style="display: inline-block; width: 26%; background-color: #3CB371; vertical-align: middle;"></span> 26%</p>

Percentiles Key ● 1st - 20<sup>th</sup> ● 21st - 40<sup>th</sup> ● 41st - 60<sup>th</sup> ● 61st - 80<sup>th</sup> ● >80<sup>th</sup>

# Growth and Achievement by Grade

Bayfield High School | Math K-12

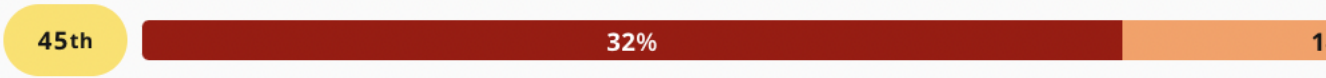







Grade ↑	
Grade 9	<p><b>Growth</b> Median and Distribution</p> <p>47th 35%</p> <hr/> <p><b>Achievement Fall 2023-2024</b> Median and Distribution</p> <p>36th 26% 30% 35%</p>
Grade 10	<p><b>Growth</b> Median and Distribution</p> <p>44th 31%</p> <hr/> <p><b>Achievement Fall 2023-2024</b> Median and Distribution</p> <p>47th 22% 26% 17% 17%</p>
Grade 11	<p><b>Growth</b> Median and Distribution</p> <p>29th 39%</p> <hr/> <p><b>Achievement Fall 2023-2024</b> Median and Distribution</p> <p>34th 31% 38% 15%</p>
Grade 12	<p><b>Growth</b> Median and Distribution</p> <p>62nd 20% 20%</p> <hr/> <p><b>Achievement Fall 2023-2024</b> Median and Distribution</p> <p>20th 80%</p>

Percentiles Key ● 1st - 20<sup>th</sup> ● 21st - 40<sup>th</sup> ● 41st - 60<sup>th</sup> ● 61st - 80<sup>th</sup> ● >80<sup>th</sup>

[More information about this chart](#) ▾







# Growth and Achievement by Grade

Bayfield High School | Reading

Grade ↑	
Grade 9	<p><b>Growth</b> Median and Distribution</p>  <p><b>Achievement Fall 2023-2024</b> Median and Distribution</p> 
Grade 10	<p><b>Growth</b> Median and Distribution</p>  <p><b>Achievement Fall 2023-2024</b> Median and Distribution</p> 
Grade 11	<p><b>Growth</b> Median and Distribution</p>  <p><b>Achievement Fall 2023-2024</b> Median and Distribution</p> 
Grade 12	<p><b>Growth</b> Median and Distribution</p>  <p><b>Achievement Fall 2023-2024</b> Median and Distribution</p> 







# Growth and Achievement by Grade

Bayfield Middle School | Language Usage

Grade ↑	
Grade 6	<p><b>Growth</b> Median and Distribution</p>  <p><b>Achievement Fall 2023-2024</b> Median and Distribution</p> 
Grade 7	<p><b>Growth</b> Median and Distribution</p>  <p><b>Achievement Fall 2023-2024</b> Median and Distribution</p> 
Grade 8	<p><b>Growth</b> Median and Distribution</p>  <p><b>Achievement Fall 2023-2024</b> Median and Distribution</p> 
<p><b>Percentiles Key</b> ● 1st - 20<sup>th</sup> ● 21st - 40<sup>th</sup> ● 41st - 60<sup>th</sup> ● 61st - 80<sup>th</sup> ● &gt;80<sup>th</sup></p>	

# Growth and Achievement by Grade

Bayfield Middle School | Math K-12

Grade ↑	
<p><b>Grade 6</b></p>	<p><b>Growth</b> Median and Distribution</p>  <p><b>Achievement Fall 2023-2024</b> Median and Distribution</p> 
<p><b>Grade 7</b></p>	<p><b>Growth</b> Median and Distribution</p>  <p><b>Achievement Fall 2023-2024</b> Median and Distribution</p> 
<p><b>Grade 8</b></p>	<p><b>Growth</b> Median and Distribution</p>  <p><b>Achievement Fall 2023-2024</b> Median and Distribution</p> 

**Percentiles Key** ● 1st - 20<sup>th</sup> ● 21st - 40<sup>th</sup> ● 41st - 60<sup>th</sup> ● 61st - 80<sup>th</sup> ● >80<sup>th</sup>

[More information about this chart](#) ▼



[Absence Count by Grade\\_20240205.pdf \(23 KB\)](#)

[Student Attendance Report - January.pdf \(34 KB\)](#)

[January 2024 Vaping Report.jpg \(181 KB\)](#)

This meeting is a meeting of the Board of Education in public for the purpose of conducting the School District's business and is not to be considered a public community meeting. There is a time for public participation during the meeting as indicated in the agenda.